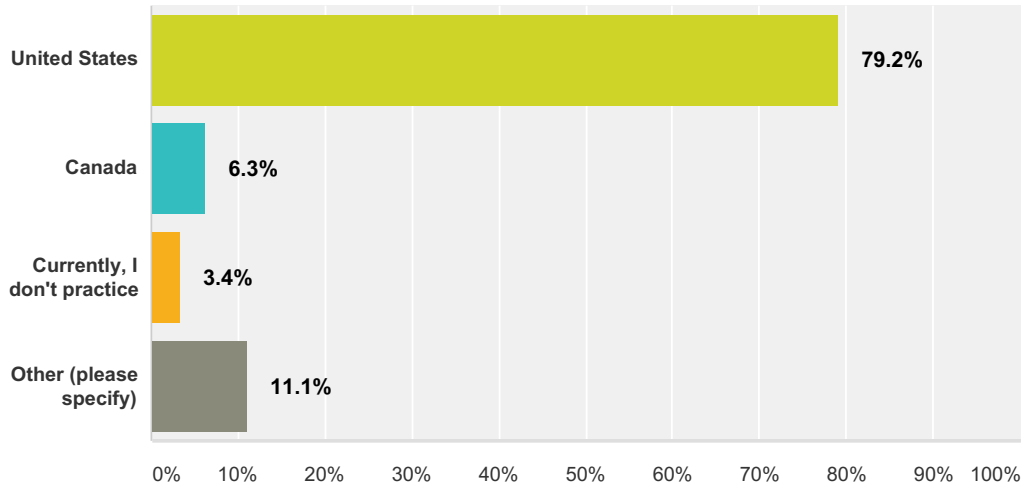


### Q1 Where is your primary practice?

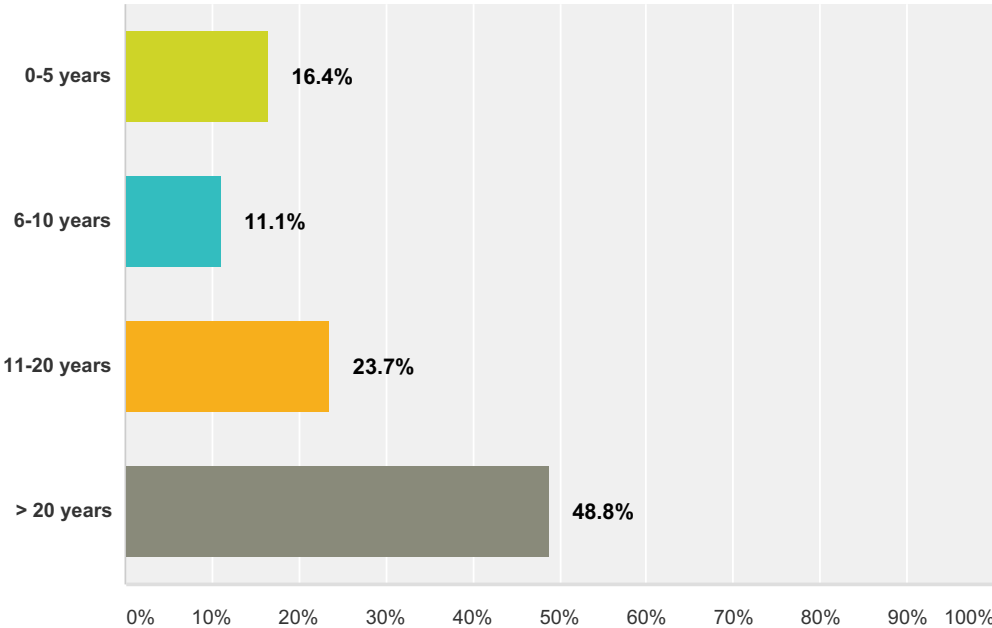
Answered: 207 Skipped: 2



Answer Choices	Responses	
United States	79.2%	164
Canada	6.3%	13
Currently, I don't practice	3.4%	7
Other (please specify)	11.1%	23
<b>Total</b>		<b>207</b>

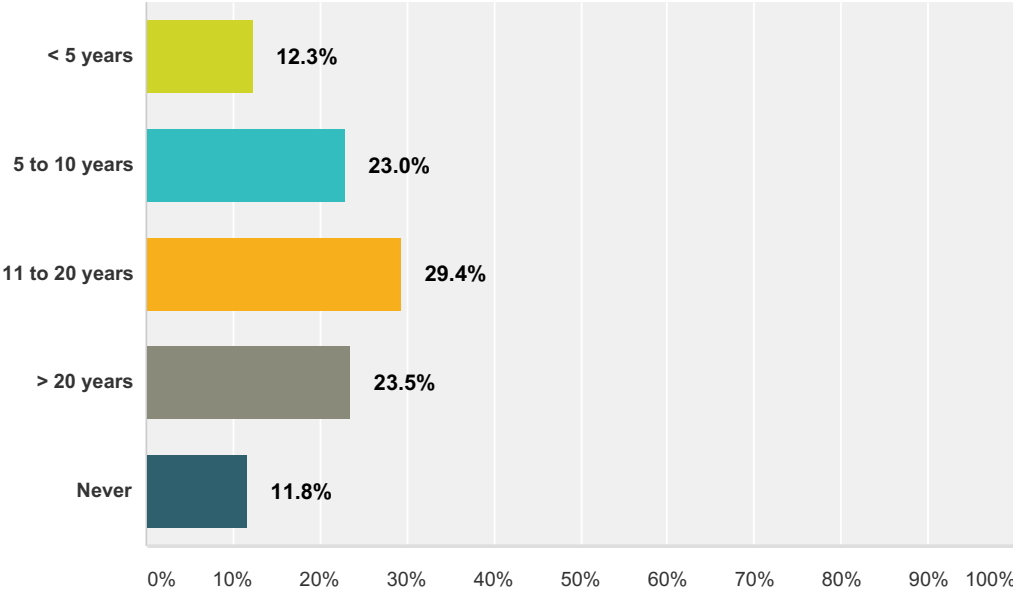
### Q2 How many years have you been a practicing neuropathologist?

Answered: 207 Skipped: 2



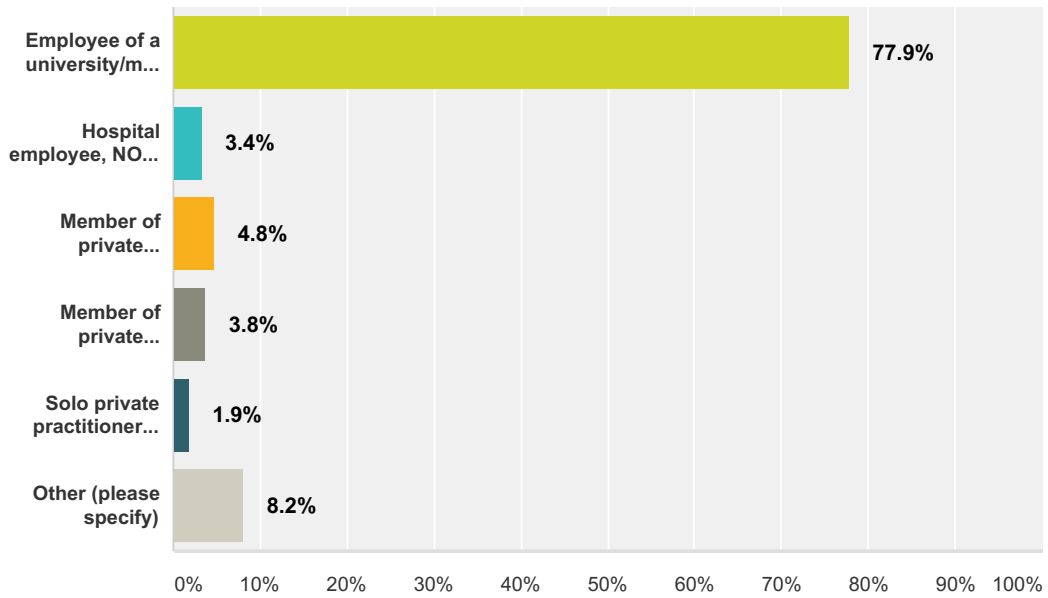
### Q3 In how many years do you plan to retire (if ever)?

Answered: 204 Skipped: 5



**Q4 What is the nature of your employment?  
(Choose the one best answer).**

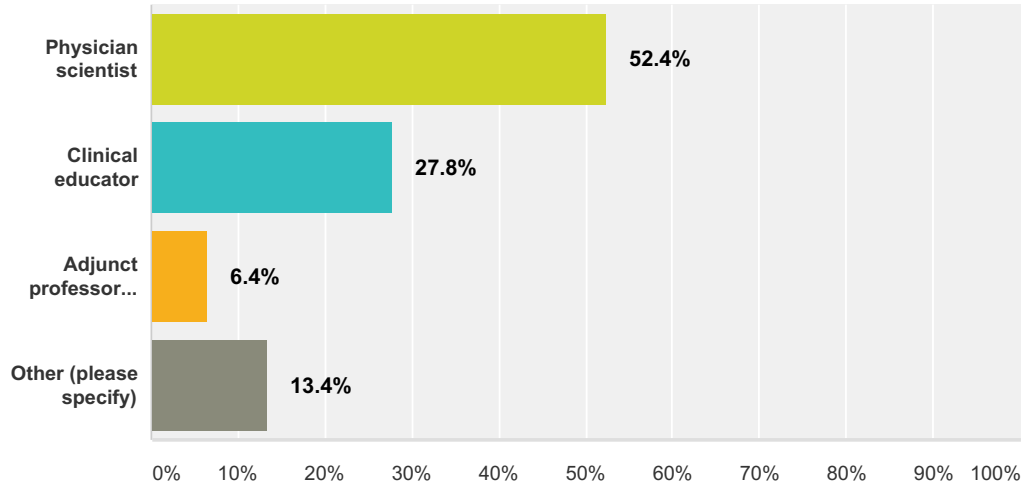
Answered: 208 Skipped: 1



Answer Choices	Responses	
Employee of a university/medical school-associated hospital OR employee of university/medical school	77.9%	162
Hospital employee, NOT university/medical school-associated	3.4%	7
Member of private practice group WITH university/medical school-association	4.8%	10
Member of private practice group WITHOUT university/medical school-association	3.8%	8
Solo private practitioner (independent consultant)	1.9%	4
Other (please specify)	8.2%	17
<b>Total</b>		<b>208</b>

**Q5 If you are associated with or employed by an academic center, which of the following best describes your position?**

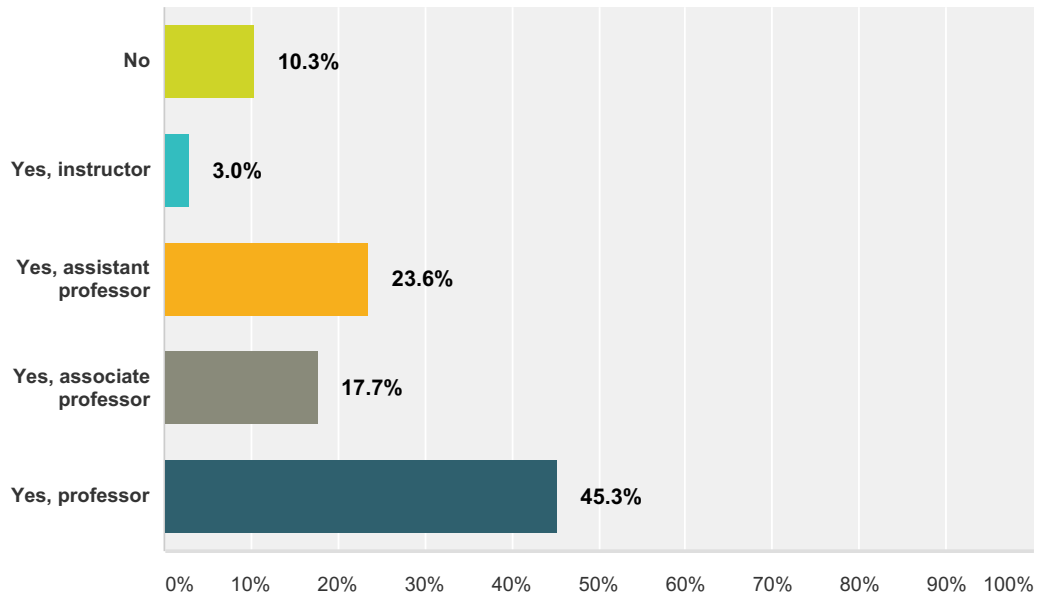
Answered: 187 Skipped: 22



Answer Choices	Responses	
Physician scientist	52.4%	98
Clinical educator	27.8%	52
Adjunct professor (i.e., part-time affiliate)	6.4%	12
Other (please specify)	13.4%	25
<b>Total</b>		<b>187</b>

**Q6 Do you have an academic appointment and, if so, what is your rank?**

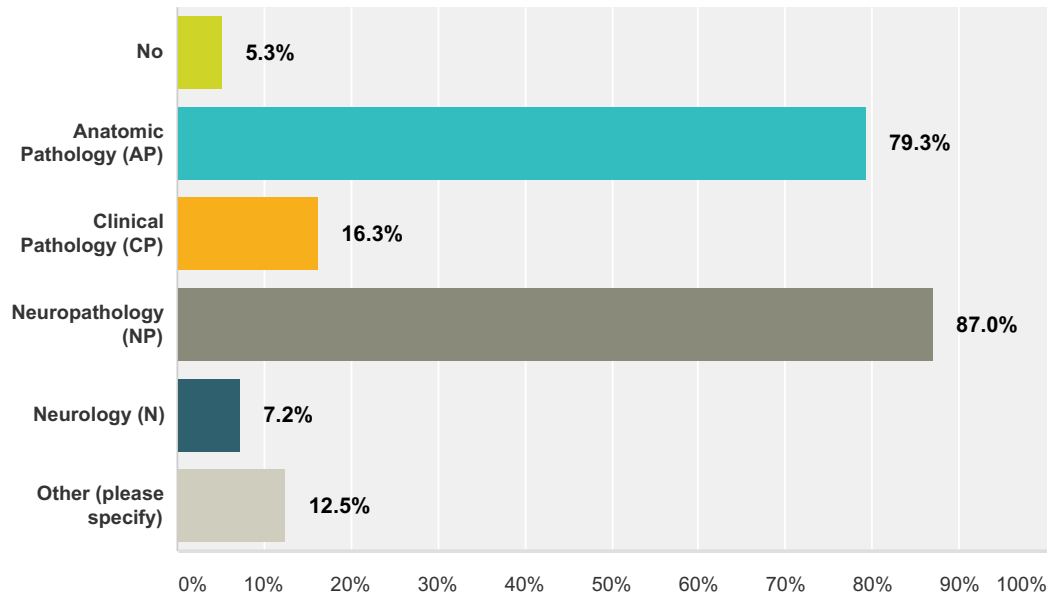
Answered: 203 Skipped: 6



Answer Choices	Responses	
No	10.3%	21
Yes, instructor	3.0%	6
Yes, assistant professor	23.6%	48
Yes, associate professor	17.7%	36
Yes, professor	45.3%	92
<b>Total</b>		<b>203</b>

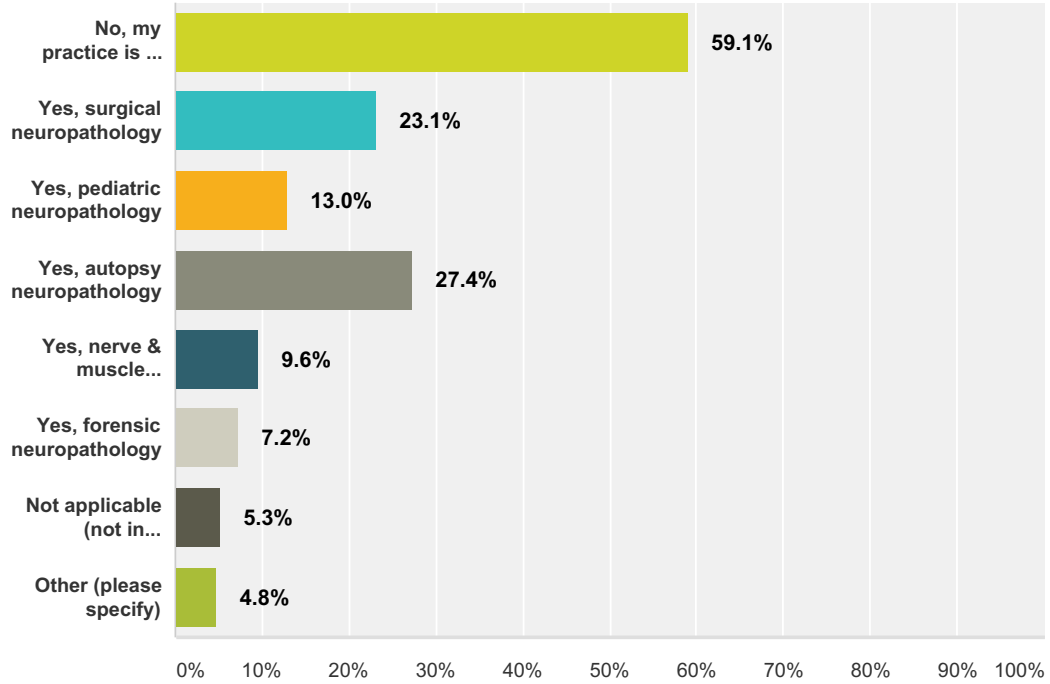
**Q7 Are you board certified? If yes, check all that apply.**

Answered: 208 Skipped: 1



**Q8 Do you limit your practice to any of the specific areas in neuropathology listed below? If yes, please choose all that apply.**

Answered: 208 Skipped: 1

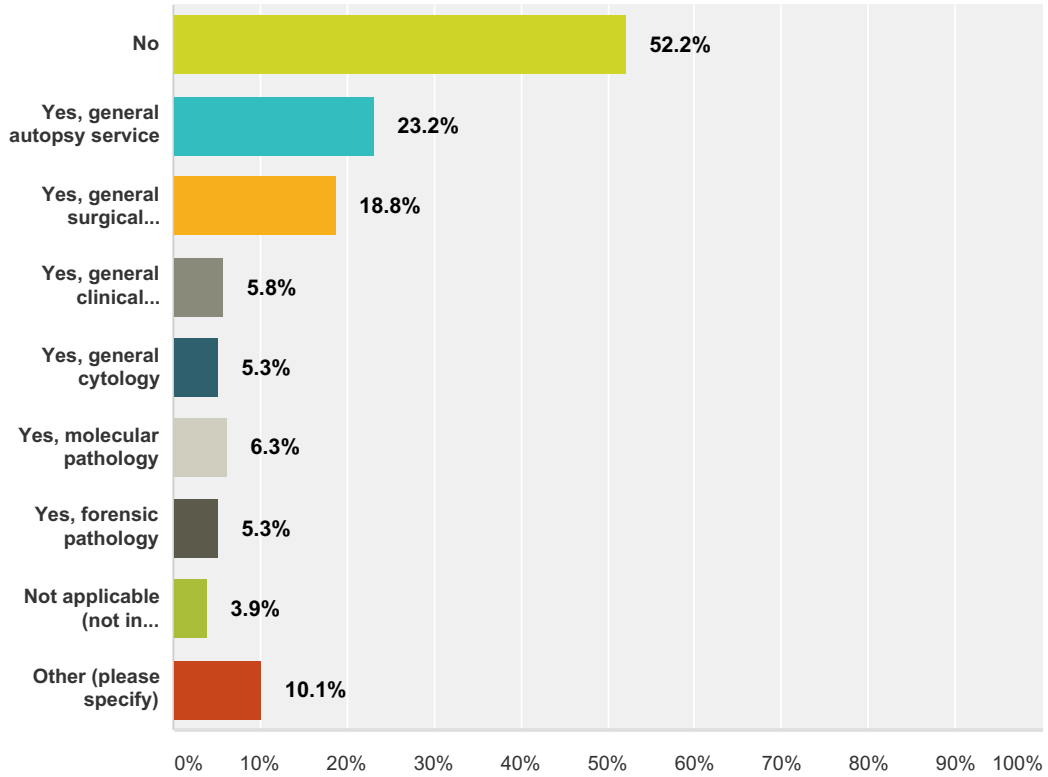


Answer Choices	Responses	Count
No, my practice is not limited to a specific area	59.1%	123
Yes, surgical neuropathology	23.1%	48
Yes, pediatric neuropathology	13.0%	27
Yes, autopsy neuropathology	27.4%	57
Yes, nerve & muscle pathology	9.6%	20
Yes, forensic neuropathology	7.2%	15
Not applicable (not in diagnostic practice)	5.3%	11
Other (please specify)	4.8%	10
<b>Total Respondents: 208</b>		



**Q9 Do you practice in any area of pathology other than neuropathology? If yes, please choose all that apply.**

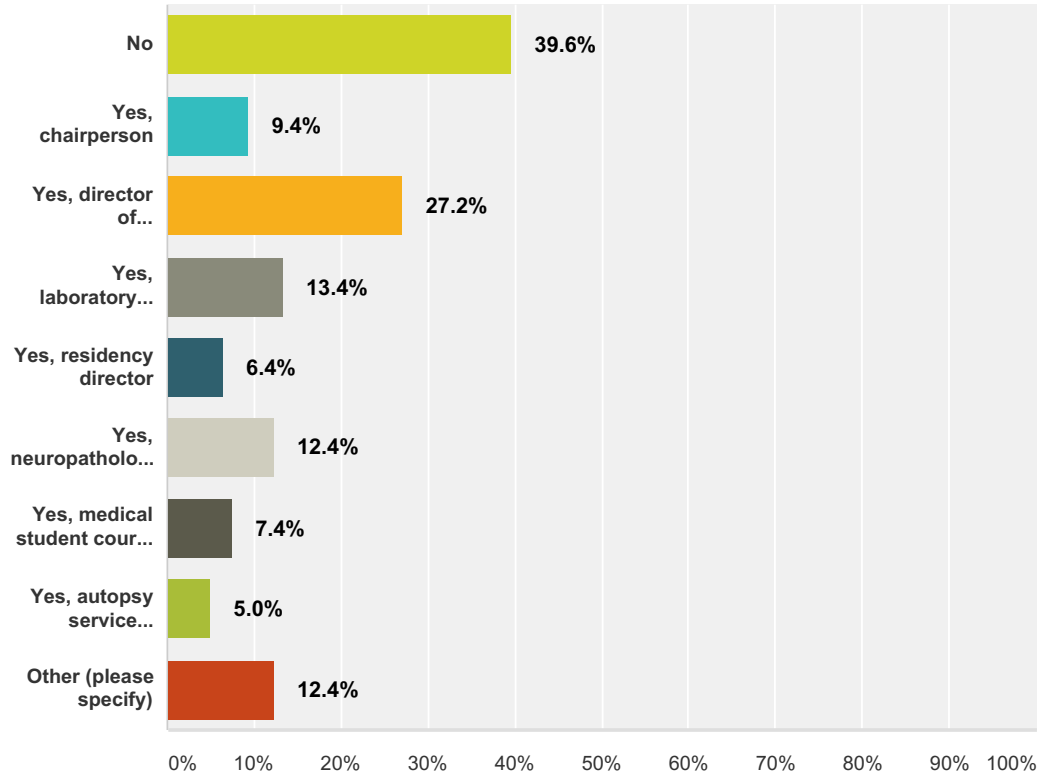
Answered: 207 Skipped: 2



Answer Choices	Responses	Count
No	52.2%	108
Yes, general autopsy service	23.2%	48
Yes, general surgical pathology	18.8%	39
Yes, general clinical pathology	5.8%	12
Yes, general cytology	5.3%	11
Yes, molecular pathology	6.3%	13
Yes, forensic pathology	5.3%	11
Not applicable (not in diagnostic practice)	3.9%	8
Other (please specify)	10.1%	21
<b>Total Respondents: 207</b>		

**Q10 Do you hold any administrative roles within the department? If yes, please choose all that apply.**

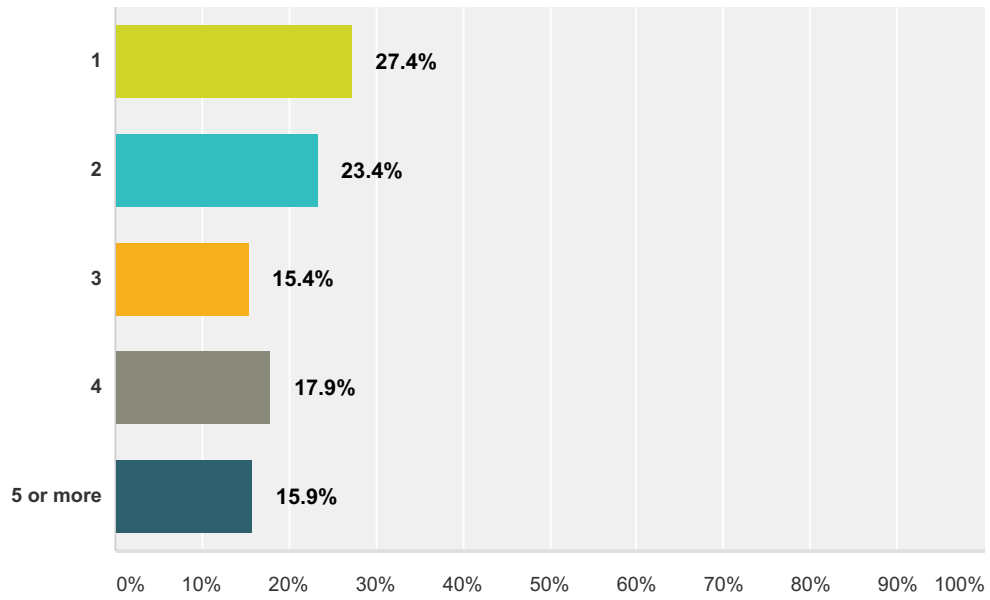
Answered: 202 Skipped: 7



Answer Choices	Responses	Count
No	39.6%	80
Yes, chairperson	9.4%	19
Yes, director of neuropathology division	27.2%	55
Yes, laboratory director (research or clinical)	13.4%	27
Yes, residency director	6.4%	13
Yes, neuropathology fellowship director	12.4%	25
Yes, medical student course director	7.4%	15
Yes, autopsy service director	5.0%	10
Other (please specify)	12.4%	25
<b>Total Respondents: 202</b>		

**Q11 How many neuropathologists are there in your group/department?**

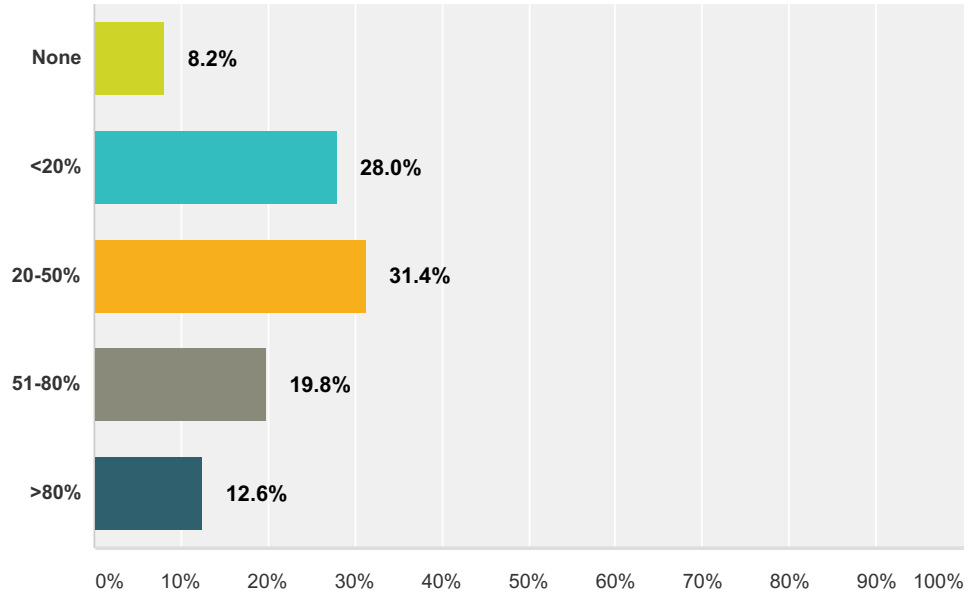
Answered: 201 Skipped: 8



Answer Choices	Responses	
1	27.4%	55
2	23.4%	47
3	15.4%	31
4	17.9%	36
5 or more	15.9%	32
<b>Total</b>		<b>201</b>

**Q12 What percentage of your time is spent in the practice of diagnostic neuropathology (exclude teaching responsibilities)?**

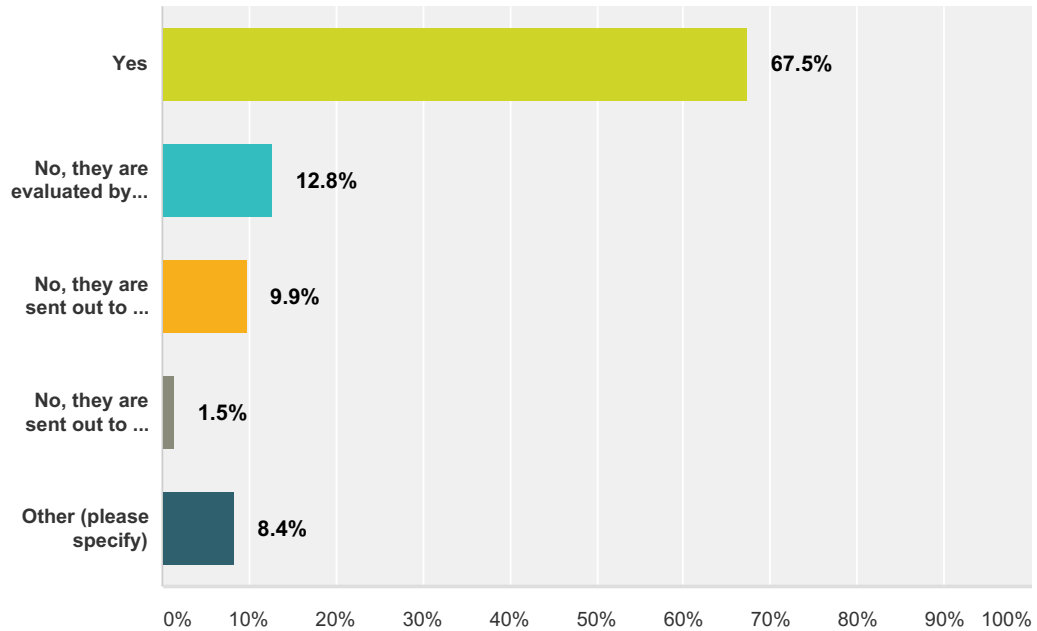
Answered: 207 Skipped: 2



Answer Choices	Responses	
None	8.2%	17
<20%	28.0%	58
20-50%	31.4%	65
51-80%	19.8%	41
>80%	12.6%	26
<b>Total</b>		<b>207</b>

**Q13 Are muscle and nerve biopsies evaluated by a neuropathologist in your pathology department? If no, please specify who evaluates them.**

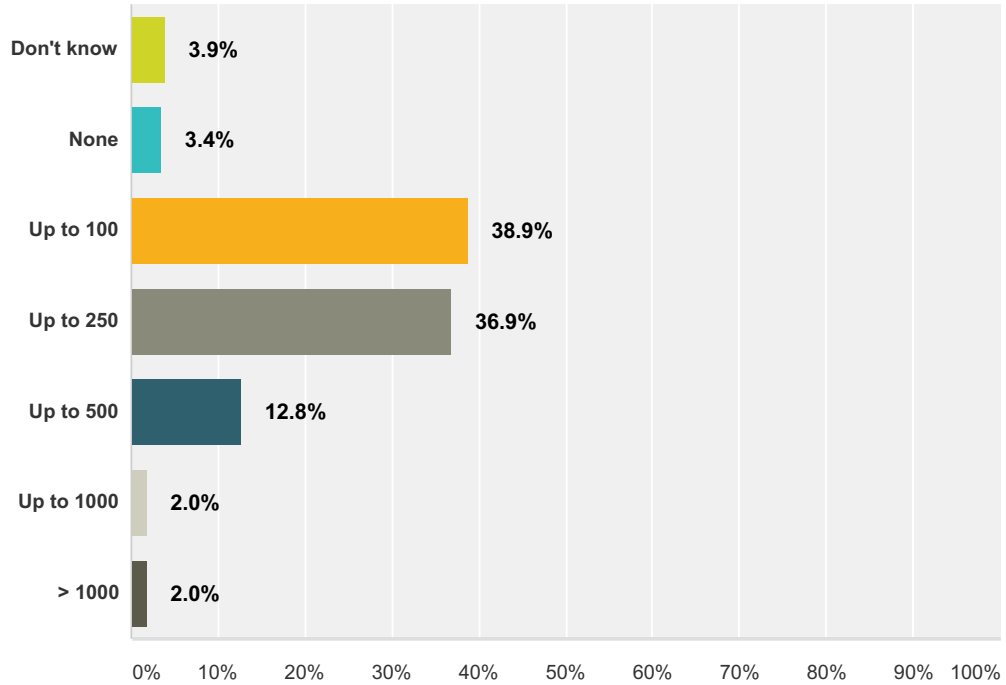
Answered: 203 Skipped: 6



Answer Choices	Responses	Count
Yes	67.5%	137
No, they are evaluated by a neurologist in our hospital/medical center	12.8%	26
No, they are sent out to a neuropathologist at another medical center	9.9%	20
No, they are sent out to a neurologist at another medical center	1.5%	3
Other (please specify)	8.4%	17
<b>Total</b>		<b>203</b>

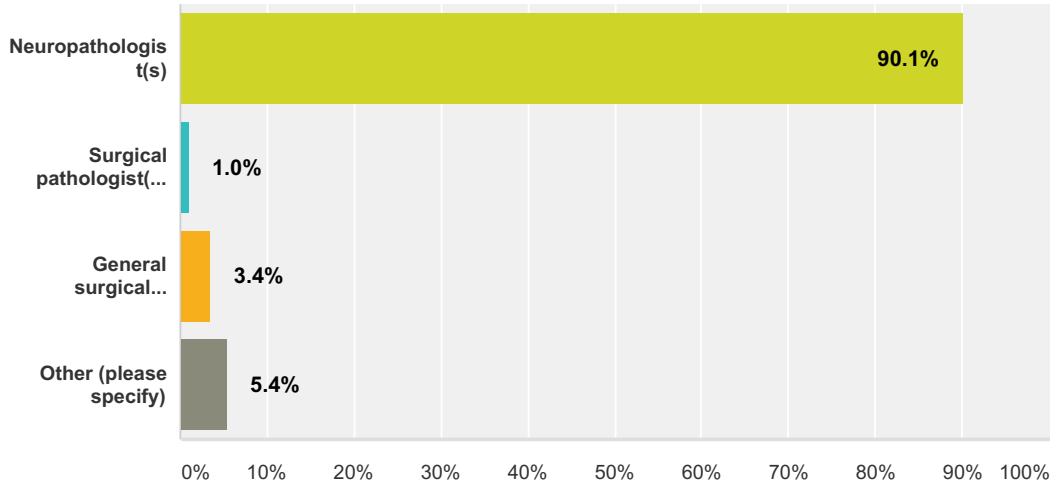
**Q14 What is the approximate number of autopsies including central and/or peripheral nervous system examination in your division per YEAR?**

Answered: 203 Skipped: 6



### Q15 Who signs out MOST neuropathology specimens in your institution?

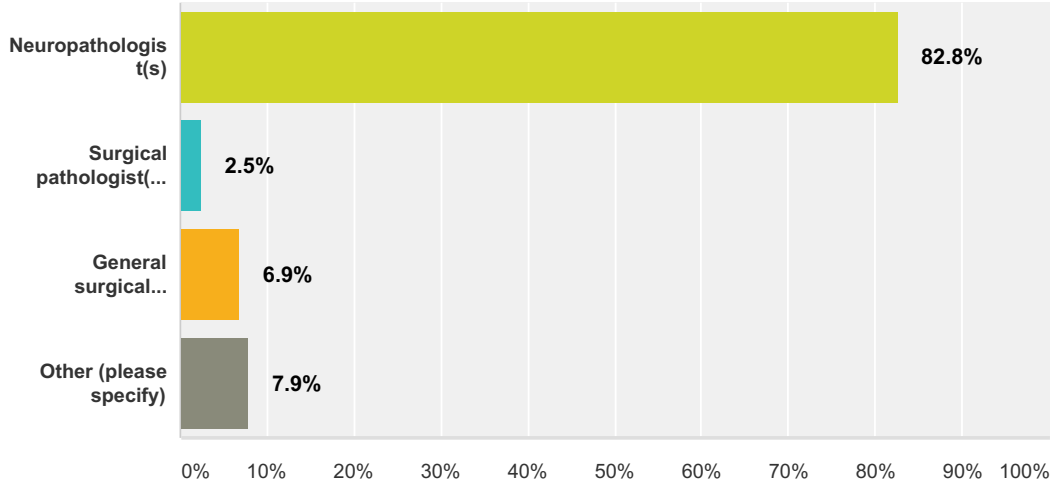
Answered: 203 Skipped: 6



Answer Choices	Responses
Neuropathologist(s)	90.1% 183
Surgical pathologist(s)with special expertise in neuropathology	1.0% 2
General surgical pathologist(s) on-service	3.4% 7
Other (please specify)	5.4% 11
<b>Total</b>	<b>203</b>

**Q16 Who signs out MOST neuropathology frozen sections during regular working hours?**

Answered: 203 Skipped: 6

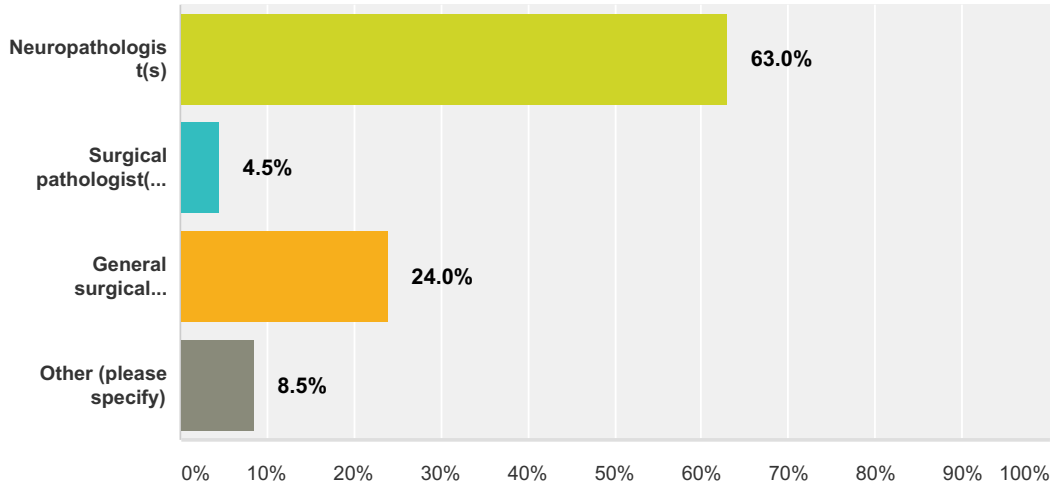


Answer Choices	Responses	
Neuropathologist(s)	82.8%	168
Surgical pathologist(s)with special expertise in neuropathology	2.5%	5
General surgical pathologist(s) on-service	6.9%	14
Other (please specify)	7.9%	16
<b>Total</b>		<b>203</b>



**Q17 Who signs out MOST neuropathology frozen sections AFTER regular working hours?**

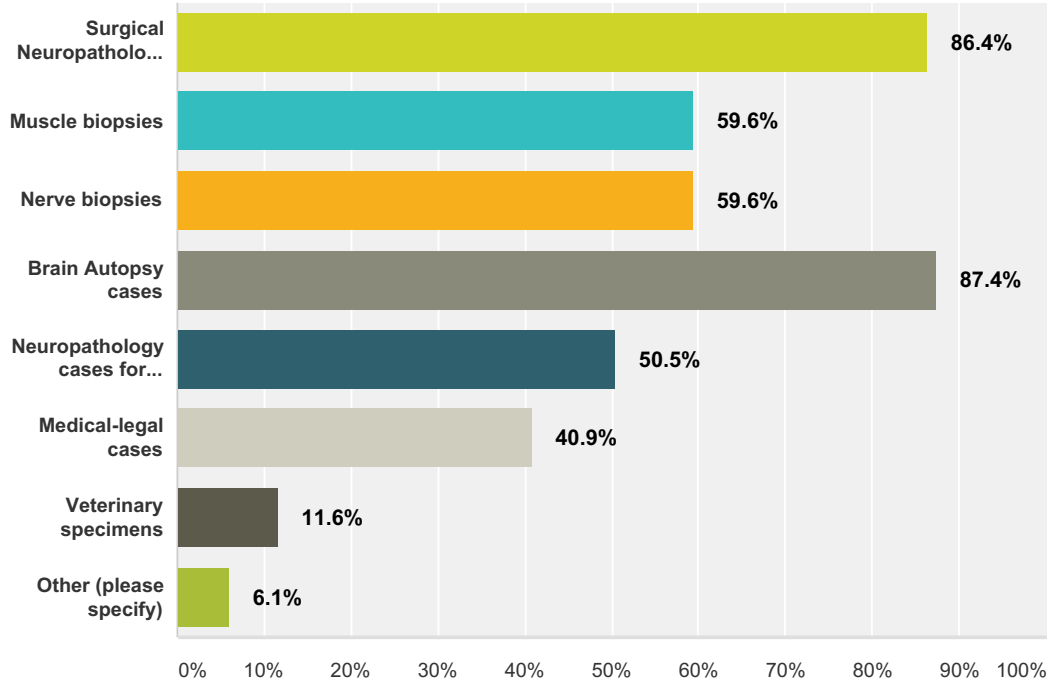
Answered: 200 Skipped: 9



Answer Choices	Responses	Count
Neuropathologist(s)	63.0%	126
Surgical pathologist(s)with special expertise in neuropathology	4.5%	9
General surgical pathologist(s) on-call	24.0%	48
Other (please specify)	8.5%	17
<b>Total</b>		<b>200</b>

**Q18 What kind of neuropathology consultations do you accept? (check all that apply)**

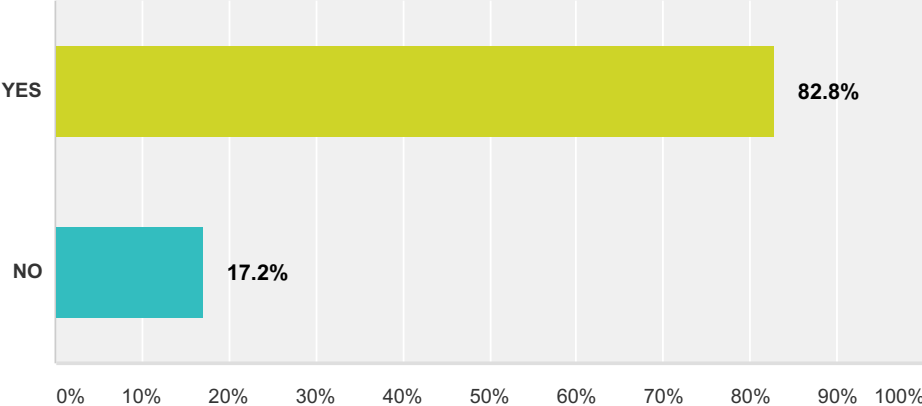
Answered: 198 Skipped: 11



Answer Choices	Responses	
Surgical Neuropathology cases (excludes muscle and nerve biopsies)	86.4%	171
Muscle biopsies	59.6%	118
Nerve biopsies	59.6%	118
Brain Autopsy cases	87.4%	173
Neuropathology cases for molecular testing	50.5%	100
Medical-legal cases	40.9%	81
Veterinary specimens	11.6%	23
Other (please specify)	6.1%	12
<b>Total Respondents: 198</b>		

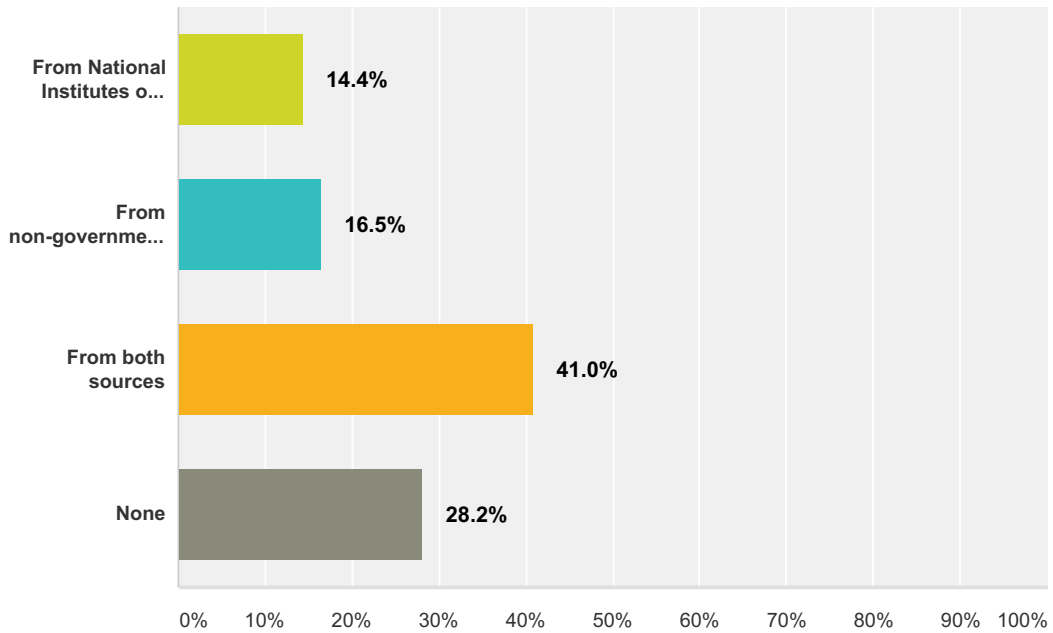
### Q19 Do you perform research?

Answered: 204 Skipped: 5



### Q20 What are your funding resources for your research?

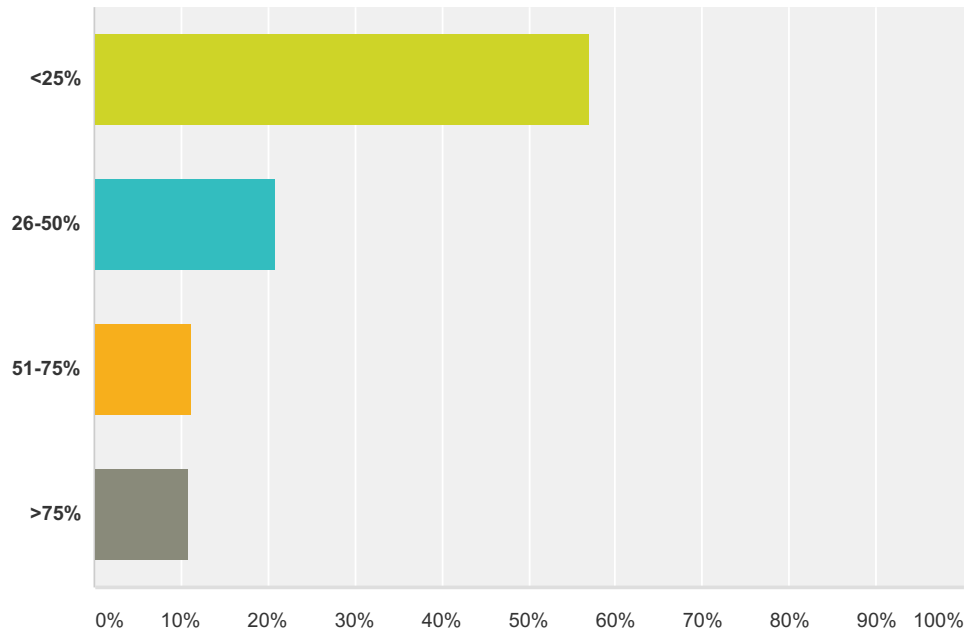
Answered: 188 Skipped: 21



Answer Choices	Responses
From National Institutes of Health/other governmental sources	14.4% 27
From non-governmental sources	16.5% 31
From both sources	41.0% 77
None	28.2% 53
<b>Total</b>	<b>188</b>

### Q21 What percentage of your time is spent in research?

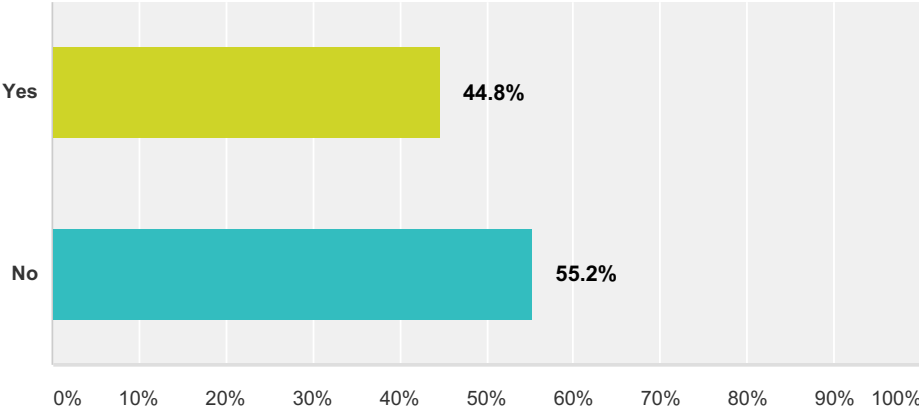
Answered: 186 Skipped: 23



Answer Choices	Responses	Count
<25%	57.0%	106
26-50%	21.0%	39
51-75%	11.3%	21
>75%	10.8%	20
<b>Total</b>		<b>186</b>

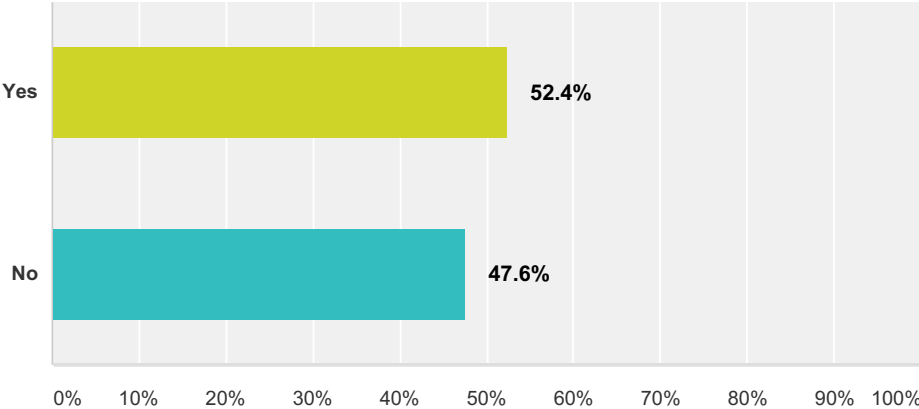
**Q22 Is the time you spend doing research protected from clinical service demands?**

Answered: 181 Skipped: 28



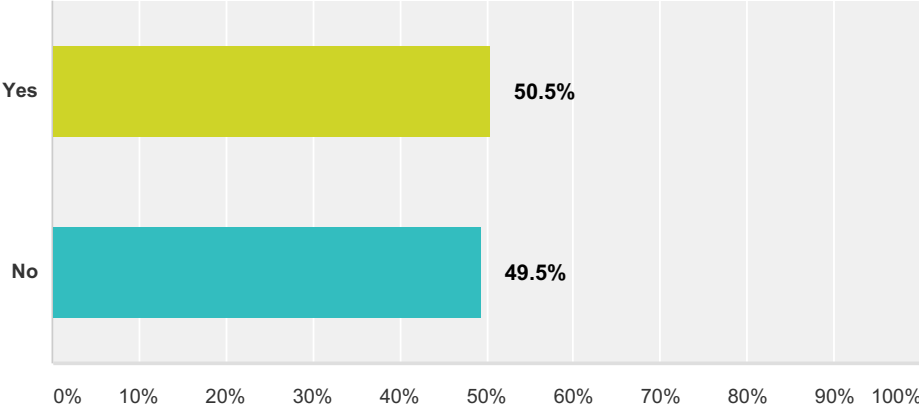
**Q23 Do you have laboratory space for your research?**

Answered: 187 Skipped: 22



**Q24 Do you have laboratory technician(s) with part or all of their time devoted to research?**

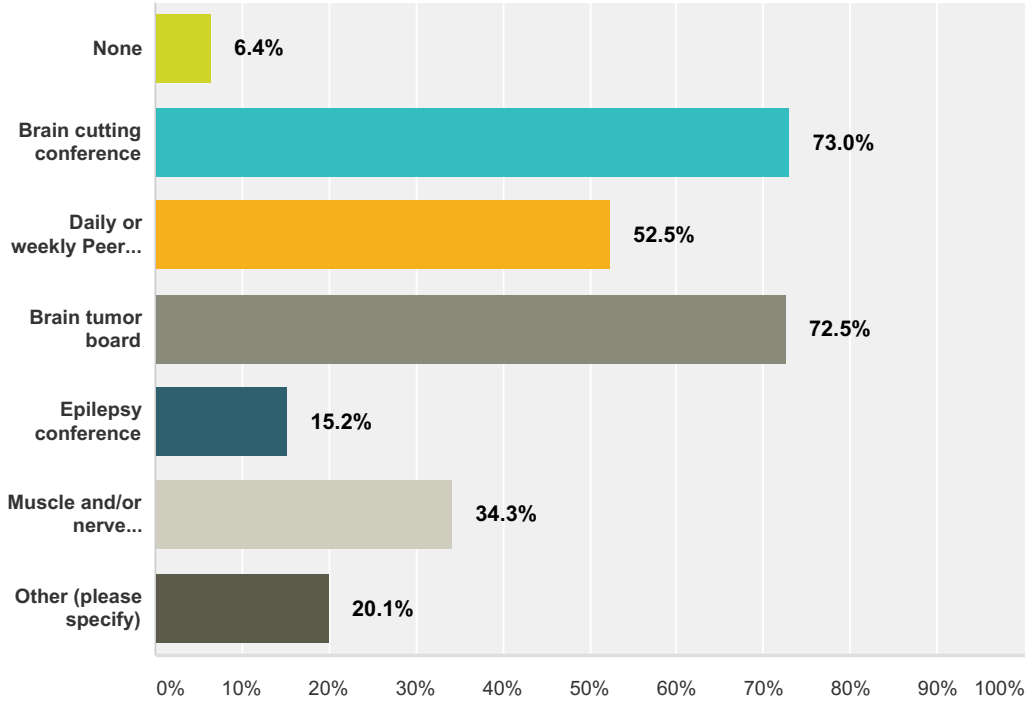
Answered: 186 Skipped: 23





**Q25 In what kind of patient care conferences do you participate? (Check all that apply).**

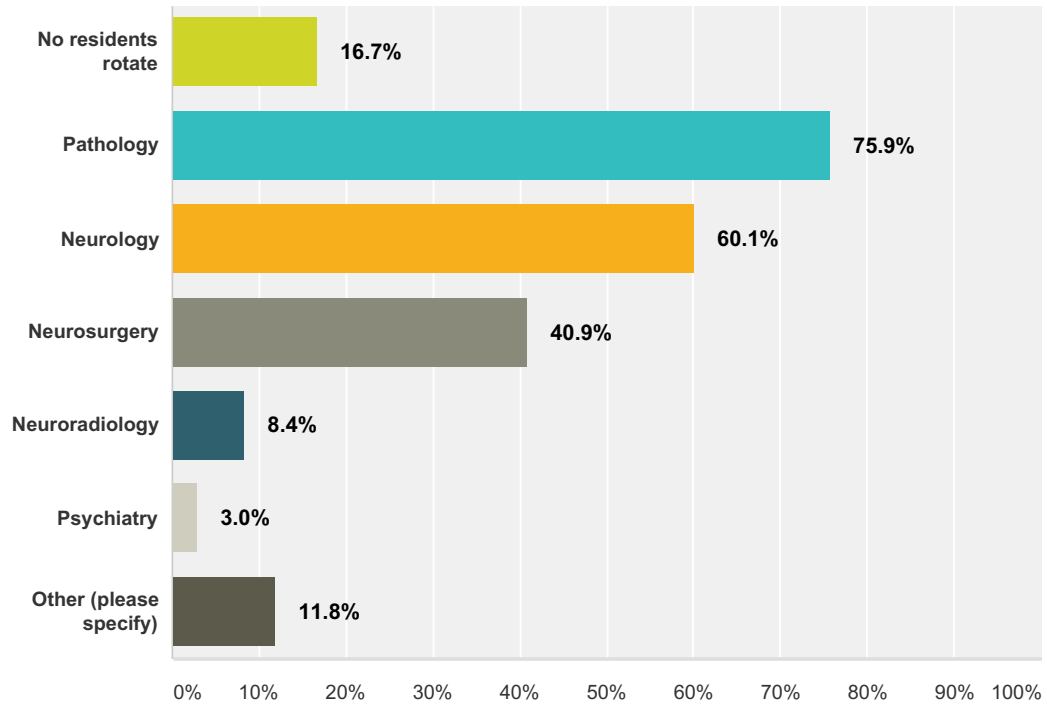
Answered: 204 Skipped: 5



Answer Choices	Responses	
None	6.4%	13
Brain cutting conference	73.0%	149
Daily or weekly Peer review (Quality assurance) conference	52.5%	107
Brain tumor board	72.5%	148
Epilepsy conference	15.2%	31
Muscle and/or nerve conference	34.3%	70
Other (please specify)	20.1%	41
<b>Total Respondents: 204</b>		

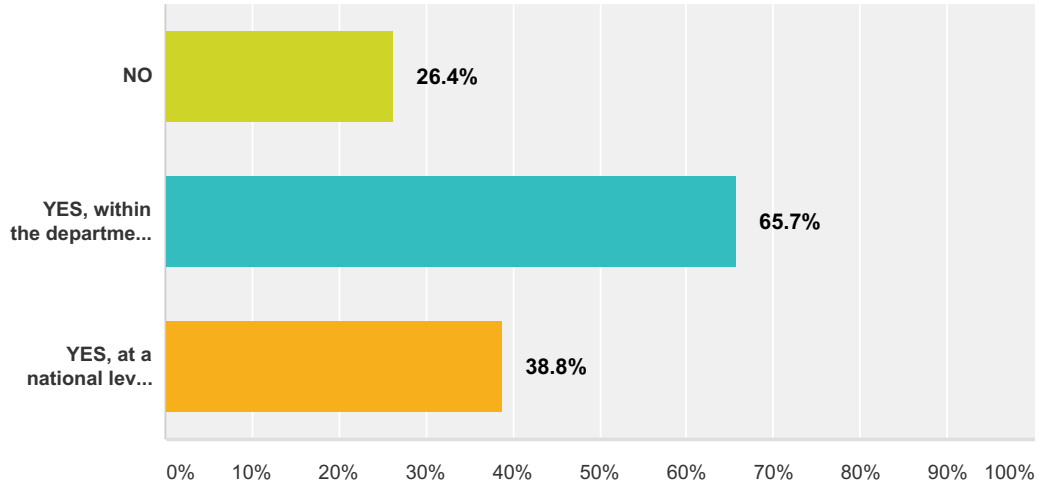
**Q26 Do you have residents that rotate on the neuropathology service with you each year? If so, which of the following types of residents participate? (Check all that apply).**

Answered: 203 Skipped: 6



**Q27 Do you participate in any other educational administrative functions, either within or outside of your institution? (May choose more than one answer.)**

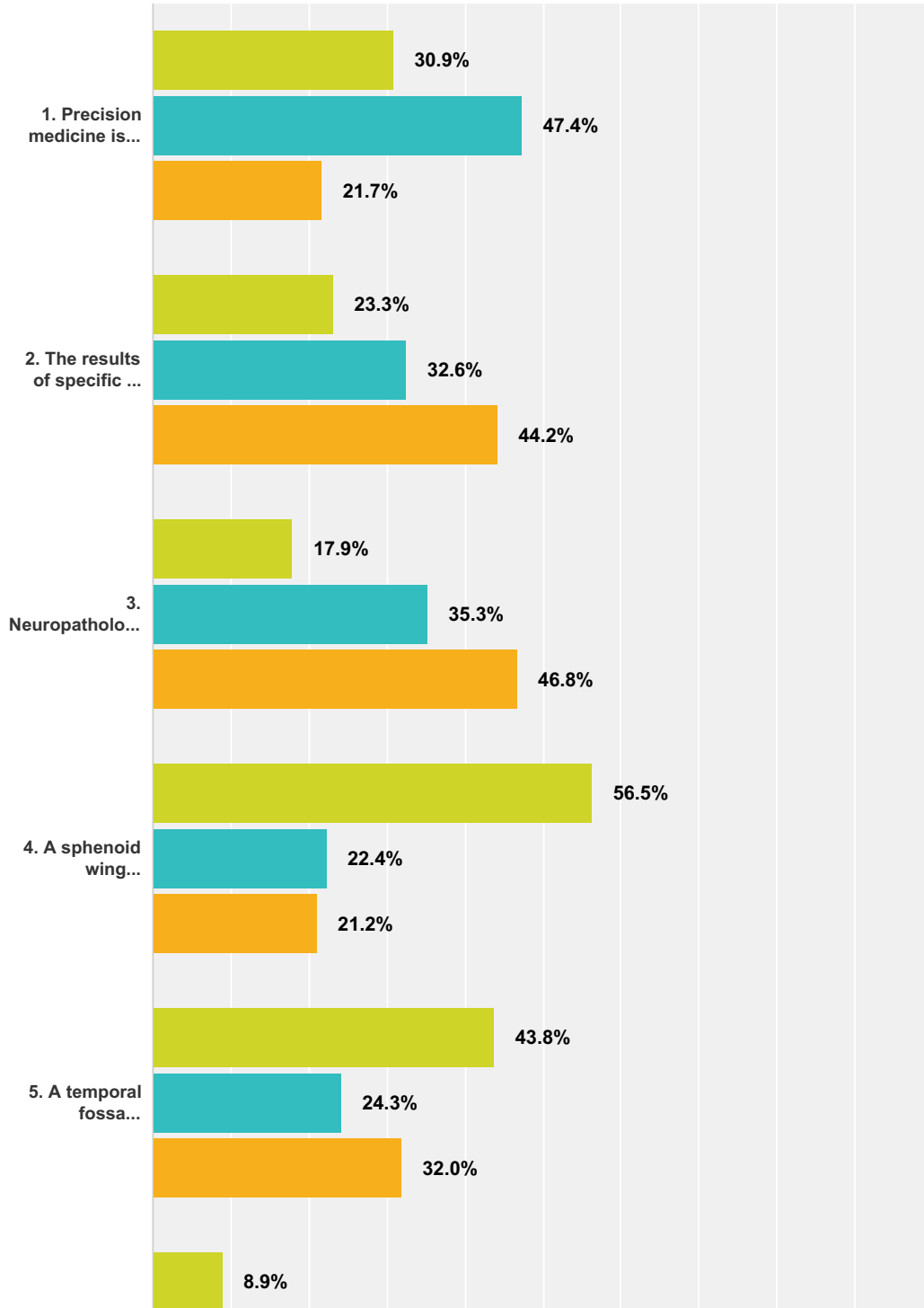
Answered: 201 Skipped: 8



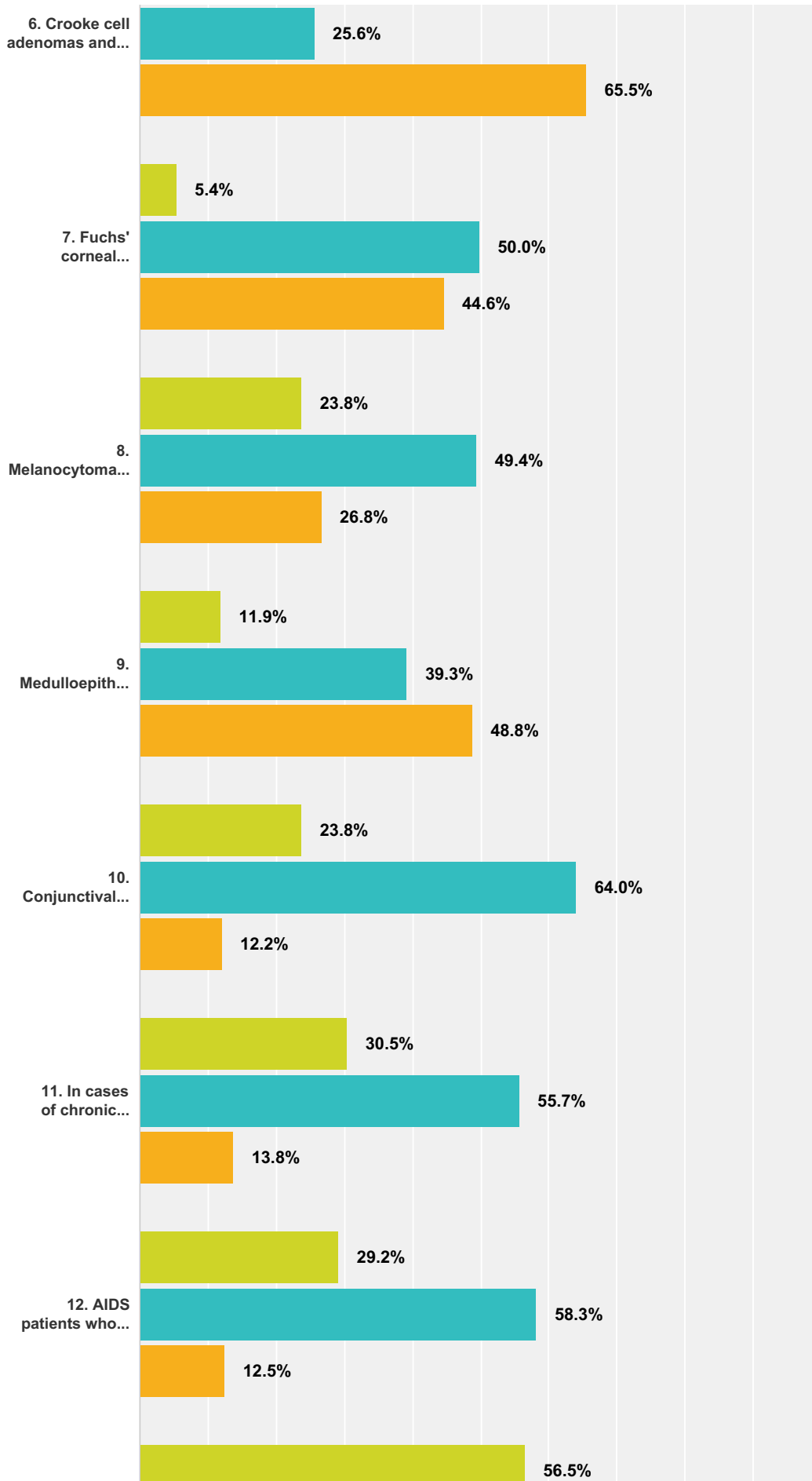
Answer Choices	Responses	
NO	26.4%	53
YES, within the department and/or institution (Medical college committees, residency committees, etc.)	65.7%	132
YES, at a national level (CAP, USCAP, AANP, etc.)	38.8%	78
<b>Total Respondents: 201</b>		

**Q28 The 13 following "Assertion Statements" span multiple subspecialty areas of neuropathology. The intent of these statements is to gauge the need for future education of the membership in these areas. POST-SURVEY NOTE: The intended responses appear in parentheses.**

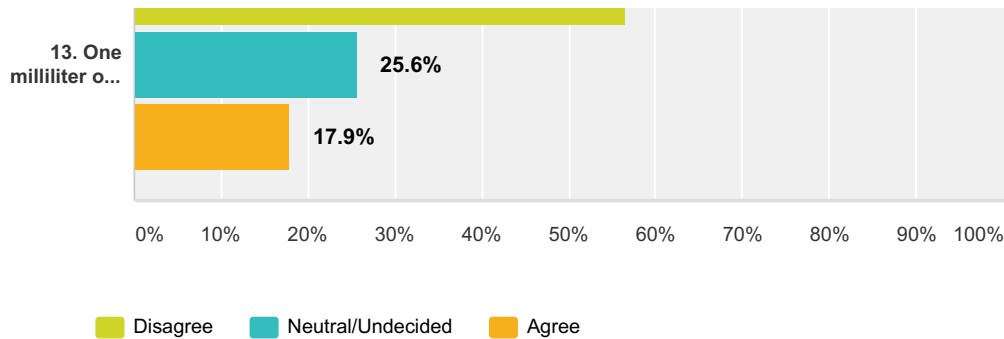
Answered: 175 Skipped: 34



# AANP Membership Survey 2014



## AANP Membership Survey 2014



	Disagree	Neutral/Undecided	Agree	Total	Weighted Average
1. Precision medicine is synonymous with personalized medicine. (FALSE)	30.9% 54	47.4% 83	21.7% 38	175	1.91
2. The results of specific DNA mutations in BRAF are currently used in the treatment planning of recurrent low grade gliomas. (FALSE)	23.3% 40	32.6% 56	44.2% 76	172	2.21
3. Neuropathologists should be directly involved in the sign-out of DNA sequencing reports of brain tumors. (TRUE)	17.9% 31	35.3% 61	46.8% 81	173	2.29
4. A sphenoid wing dural-based Rosai-Dorfman disease mass is expected to show immunopositivity with antibodies to CD1a. (FALSE)	56.5% 96	22.4% 38	21.2% 36	170	1.65
5. A temporal fossa chondrosarcoma may show immunopositivity for epithelial membrane antigen (EMA). (TRUE)	43.8% 74	24.3% 41	32.0% 54	169	1.88
6. Crooke cell adenomas and acidophil stem cell adenomas are subtypes of pituitary adenomas that show a tendency for clinical recurrence. (TRUE)	8.9% 15	25.6% 43	65.5% 110	168	2.57
7. Fuchs' corneal dystrophy is a disorder of the endothelial cells and Descemet's membrane but not a disorder of the epithelium and Bowman's layer. (TRUE)	5.4% 9	50.0% 84	44.6% 75	168	2.39
8. Melanocytomas of the optic disc are usually small (1-2 mm) and lightly pigmented. (FALSE)	23.8% 40	49.4% 83	26.8% 45	168	2.03
9. Medulloepitheliomas rarely originate in the orbital optic nerve. (TRUE)	11.9% 20	39.3% 66	48.8% 82	168	2.37
10. Conjunctival mucoepidermoid carcinomas with identifiable mucin production are generally found in young to middle-aged individuals. (FALSE)	23.8% 39	64.0% 105	12.2% 20	164	1.88
11. In cases of chronic traumatic encephalopathy that have been evaluated for tau isoforms, more 3R tau than 4R tau is observed. (FALSE)	30.5% 51	55.7% 93	13.8% 23	167	1.83
12. AIDS patients who have undergone chronic triple therapy treatment for HIV-infection are at increased risk for developing Alzheimer Disease dementia at an early age relative to the general population. (FALSE)	29.2% 49	58.3% 98	12.5% 21	168	1.83
13. One milliliter of CSF from a healthy adult contains approximately 5000 white blood cells, predominantly lymphocytes. (TRUE)	56.5% 95	25.6% 43	17.9% 30	168	1.61