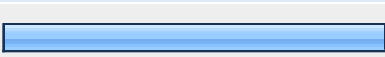


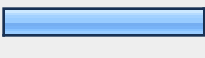
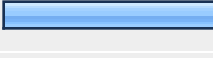







# AANP Annual Meeting Survey






1. Did you attend the 2007 AANP annual meeting in Washington, D.C.			
		Response Percent	Response Count
YES		58.9%	123
NO		41.1%	86
		<i>answered question</i>	<b>209</b>
		<i>skipped question</i>	<b>0</b>






2. How would you rate your overall impression of the 2007 meeting?			
		Response Percent	Response Count
Excellent		19.5%	25
Better than Expected		30.5%	39
<b>As Expected</b>		<b>32.0%</b>	<b>41</b>
Worse than Expected		12.5%	16
Bad		5.5%	7
		<i>answered question</i>	<b>128</b>
		<i>skipped question</i>	<b>81</b>













3. How will you rate the scientific presentations and audience participation in minisymposia (platform presentations)			
		Response Percent	Response Count
Excellent		24.6%	30
Better than Expected		25.4%	31
<b>As Expected</b>		<b>42.6%</b>	<b>52</b>
Worse than Expected		6.6%	8
Bad		0.8%	1
		<b>answered question</b>	<b>122</b>
		<b>skipped question</b>	<b>87</b>

4. How would you rate the poster presentations and the poster venue?			
		Response Percent	Response Count
Excellent		10.3%	12
Better than Expected		17.9%	21
<b>As Expected</b>		<b>48.7%</b>	<b>57</b>
Worse than Expected		20.5%	24
Bad		2.6%	3
		<b>answered question</b>	<b>117</b>
		<b>skipped question</b>	<b>92</b>






5. Are you planning to attend the 2008 joint ASIP/AANP annual meeting in San Diego			
		Response Percent	Response Count
YES		59.8%	125
NO		8.6%	18
Don't Know Yet		31.6%	66
		<i>answered question</i>	<b>209</b>
		<i>skipped question</i>	<b>0</b>

6. How many AANP annual meetings have you attended in the last 5 years (excluding 2007)			
		Response Percent	Response Count
None		4.8%	10
1		8.2%	17
2		9.7%	20
3		25.1%	52
More than 3		52.2%	108
		<i>answered question</i>	<b>207</b>
		<i>skipped question</i>	<b>2</b>

7. Which meeting format do you prefer?			
		Response Percent	Response Count
Joint meeting with ASIP in April every year		14.8%	31
<b>Independent meeting in June every year</b>		<b>46.4%</b>	<b>97</b>
Alternating joint (April) and independent (June) meetings		20.1%	42
It does not matter, I attend anyway		16.7%	35
It does not matter, I DON'T attend anyway		1.9%	4
		<b>answered question</b>	<b>209</b>
		<b>skipped question</b>	<b>0</b>

8. What month of the year is most suitable for you to attend the AANP annual meeting?				
			Response Percent	Response Count
January			0.6%	1
February			1.1%	2
March			1.7%	3
April			20.1%	36
May			10.6%	19
<b>June</b>			<b>50.8%</b>	<b>91</b>
July			1.1%	2
August			2.8%	5
September			7.3%	13
October			2.2%	4
November			1.1%	2
December			0.6%	1
			<b><i>answered question</i></b>	<b>179</b>
			<b><i>skipped question</i></b>	<b>30</b>

9. Which of the venues below would you prefer for the annual AANP meetings?					
	Preferred	Indifferent	NOT preferred	Rating Average	Response Count
Affordable places, closer to the airports	19.7% (34)	38.7% (67)	<b>41.6% (72)</b>	2.22	173
Downtown hotels with amenities	<b>71.2% (136)</b>	24.1% (46)	4.7% (9)	1.34	191
Resort-type hotels in vacation spots	<b>42.0% (73)</b>	29.9% (52)	28.2% (49)	1.86	174
Convention centers	12.4% (21)	<b>51.8% (88)</b>	35.9% (61)	2.24	170
	<b>answered question</b>				<b>207</b>
	<b>skipped question</b>				<b>2</b>

10. Which one of the options would you choose for AANP to organize the 50th Annual Meeting.			
		Response Percent	Response Count
Joint with ICN in Salzburg, Austria (September)		39.2%	82
Joint with ASIP in Anaheim (April)		13.4%	28
Independent AANP meeting in the US (June)		38.3%	80
Both June and September (2 meetings)		8.1%	17
Both June and April (2 meetings)		1.0%	2
	<b>answered question</b>		<b>209</b>
	<b>skipped question</b>		<b>0</b>

11. What are your overall impression and comments about the Joint 2007 meeting?		
		Response Count
		133
	<i>answered question</i>	133
	<i>skipped question</i>	76

12. Are there any issues you would like the Executive Council to consider when making decisions about the annual meeting format and venue?		
		Response Count
		112
	<i>answered question</i>	112
	<i>skipped question</i>	97