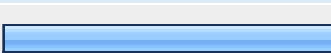
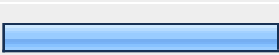

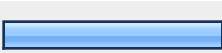

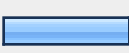







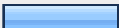

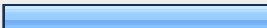


# Ophthalmic Pathology Survey



1. Do you review or sign out ophthalmic pathology cases?				
			Response Percent	Response Count
Yes			50.5%	102
No			42.1%	85
Not applicable to my work			7.4%	15
			<b>answered question</b>	<b>202</b>
			<b>skipped question</b>	<b>1</b>

2. If no, are you interested in participating in ophthalmic pathology sign outs?				
			Response Percent	Response Count
Yes			33.6%	39
No			47.4%	55
Not applicable to my work			19.0%	22
			<b>answered question</b>	<b>116</b>
			<b>skipped question</b>	<b>87</b>




3. Who signs out ophthalmic pathology specimens in your institution? (check all that apply)			
		Response Percent	Response Count
Surgical Pathologists		43.5%	81
Ophthalmologist(s)		24.2%	45
<b>Neuropathologist(s)</b>		<b>51.1%</b>	<b>95</b>
Outside Consultants		15.6%	29
I don't know		7.0%	13
		Other (please specify)	30
		<b>answered question</b>	<b>186</b>
		<b>skipped question</b>	<b>17</b>

4. How do you rate the ophthalmic pathology training you received during your neuropathology fellowship?			
		Response Percent	Response Count
Excellent		9.6%	19
Good		8.6%	17
Fair		17.3%	34
Poor		23.9%	47
<b>None</b>		<b>40.6%</b>	<b>80</b>
		<b>answered question</b>	<b>197</b>
		<b>skipped question</b>	<b>6</b>

**5. Would you be interested in attending lectures on recent advances in ophthalmic pathology during the annual AANP Meeting?**







		Response Percent	Response Count
Yes		75.6%	146
No		24.4%	47
		<i>answered question</i>	193
		<i>skipped question</i>	10




**6. Do you think Neuropathology training and recertification should include a basic ophthalmic pathology education?**




		Response Percent	Response Count
No		29.8%	59
Yes		49.5%	98
Yes, but in special circumstances		20.7%	41
		<i>answered question</i>	198
		<i>skipped question</i>	5



**7. What was the extent and duration of ophthalmic pathology training during your fellowship? Please comment.**

		Response Count
		163
		<i>answered question</i>
		163
		<i>skipped question</i>
		40

8. If you said yes to Question 1, what type of specimens do you sign out? (check all that apply)			
		Response Percent	Response Count
Enucleations		77.8%	77
<b>Corneal/conjunctival specimens</b>		<b>78.8%</b>	<b>78</b>
Adnexal/periorbital skin specimens		61.6%	61
Orbital Soft Tissue specimens		64.6%	64
Autopsy/forensic ophthalmic specimens		61.6%	61
Other		6.1%	6
		<b><i>answered question</i></b>	<b>99</b>
		<b><i>skipped question</i></b>	<b>104</b>

9. How often do you sign out ophthalmic pathology cases?			
		Response Percent	Response Count
Everyday		25.8%	16
Once a week		35.5%	22
<b>Once a month</b>		<b>38.7%</b>	<b>24</b>
		Other (please specify)	47
		<b><i>answered question</i></b>	<b>62</b>
		<b><i>skipped question</i></b>	<b>141</b>

10. How many ophthalmic pathology cases do you sign out per week?			Response Percent	Response Count
Less than 5			73.3%	74
Between 5 and 50			25.7%	26
More than 50			1.0%	1
			<i>answered question</i>	101
			<i>skipped question</i>	102

11. Do you think your neuropathology training adequately prepared you to sign out ophthalmic specimens?			Response Percent	Response Count
Yes			23.3%	27
No			76.7%	89
			<i>answered question</i>	116
			<i>skipped question</i>	87

12. THANK YOU FOR YOUR PARTICIPATION. PLEASE USE THIS SECTION TO SUBMIT ADDITIONAL COMMENTS AND SUGGESTIONS.			Response Count
			50
			<i>answered question</i>
			50
			<i>skipped question</i>
			153